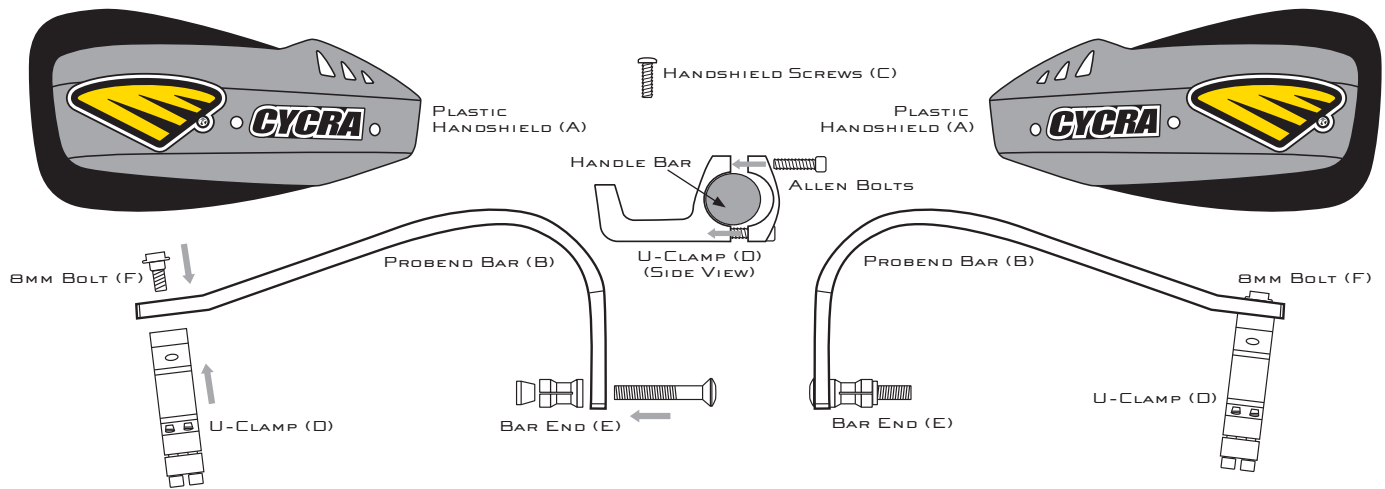




SERIES ONE PROBEND HANDGUARD BAR PACK

THIS BAR PACK COMES WITH BAR END HARDWARE, ALLOY BRUSH GUARDS AND HANDSHIELDS.

YOU WILL NEED TO PURCHASE THE APPROPRIATE HANDLEBAR CLAMPS TO MAKE THIS INSTALLATION COMPLETE.



ASSEMBLY INSTRUCTIONS:

1. (FIGURE 1) INSTALL PLASTIC HANDSHIELDS (A) ONTO SERIES ONE BARS (B) USING THE PRE-DRILLED, PRE-TAPPED HOLES AND SUPPLIED PHILLIPS HEAD SCREWS (C).
2. (FIGURE 2) LOOSEN THE CLUTCH PERCH ON THE BIKE AND MOVE TEMPORARILY IN ORDER TO INSTALL THE U-CLAMP (D).
3. (FIGURE 3) INSTALL LEFT AND RIGHT U-CLAMPS (D) (MARKED BY "L" AND "R") ONTO THE HANDLEBARS IN APPROPRIATE LOCATIONS. PLACE THE TWO HALVES OVER HANDLEBARS AND TIGHTEN ALLEN BOLTS SLIGHTLY ALLOWING FOR ADJUSTMENT. (FOR BEST FIT, ROTATE U-CLAMPS TO POSITION THEM EITHER OVER OR UNDER CABLES.)
4. (FIGURE 4) RE-POSITION CLUTCH PERCH AND TIGHTEN SLIGHTLY ALLOWING FOR ADJUSTMENT.
5. (FIGURE 5) INSTALL BAR ENDS (E) INTO SERIES ONE BARS (B).
6. (FIGURE 6) CUT OUT THE ENDS OF THE HANDLEBAR GRIPS AND THROTTLE TUBE. INSERT BAR ENDS (E) INTO HANDLEBAR ENDS. (NOTE: BE SURE NOT TO SIEZE THROTTLE TUBE WHEN TIGHTENING BAR END. MAKE SURE THROTTLE WORKS FREELY, WITHOUT ANY INTERFERENCE)
7. (FIGURE 7) INSTALL SERIES ONE BARS (B) ONTO U-CLAMPS (D) USING THE SUPPLIED 8MM BOLTS.
8. ADJUST SERIES ONE BARS TO DESIRED POSITIONS, THEN TIGHTEN U-CLAMPS (D), 8MM BOLTS (F), BAR ENDS (E) AND CLUTCH PERCH.
9. CHECK FOR TIGHTNESS AND ENSURE THAT ALL CONTROLS/CABLES WORK FREELY AND ARE CLEAR OF ANY OBSTRUCTIONS!!!




Figure 1




Figure 2




Figure 3




Figure 4




Figure 5

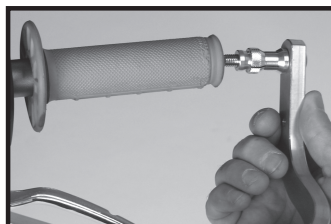


Figure 6



Figure 7

WARNING: Series One Alloy Handguards are designed for use on off-road motorcycles only. They are not designed for any other purpose or any other class of motorcycle. Series One Alloy Handguards are designed to protect from roost and debris. However, they may not prevent injury.

SERIES ONE IS A TRADEMARK DESIGN AND SHAPE - CYCRA RACING U.S.A. OBA SV PLASTICS INC